

kakao

March 2019 | Investor Relations



Disclaimer

Financial information contained in this document is based on consolidated K-IFRS that have not been audited by an auditor: therefore, the information and financial data contained in this document are subject to change upon an independent auditor's audit.

The company does not make any representation or accept liability, as to the accuracy or completeness of the information contained in this material. The format and contents of this document are subject to change for future filings and reports. Kakao is not liable for providing future updates on all figures included in this document.

Table of Contents

Kakao ecosystem ⁴

Kakao business ⁹

Advertising ¹⁰

Game ¹¹

Music / Video ¹²

Web Literature ¹³

Commerce ¹⁴

Kakao Friends IP ¹⁵

Mobility ¹⁶

Tech-Fin ¹⁷

Kakao Bank ¹⁸

Financial overview ¹⁹

Kakao ecosystem

Kakao business

Financial overview

Undisputed Market Leader



Most-used mobile messaging app globally
43 Million MAU in Korea
96% Market Share
85% Population Penetration



#1 Brand Power
Across 220 Industries in Korea



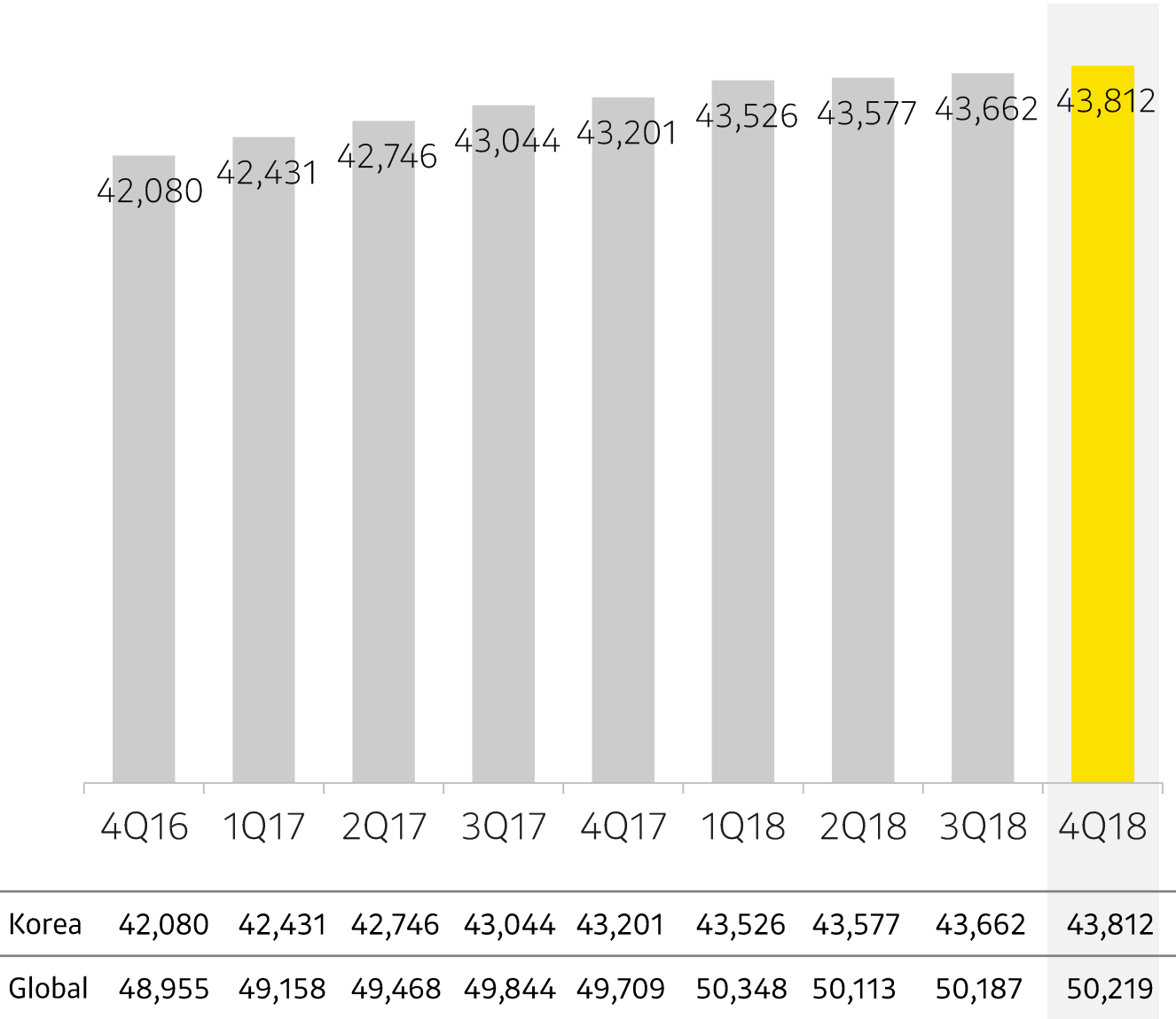
Most Admired Workplace
Among Top 100 Companies in Korea by
Market Cap.



#1 Social Contribution Index
Among the 57 Largest Conglomerate
Groups in Korea

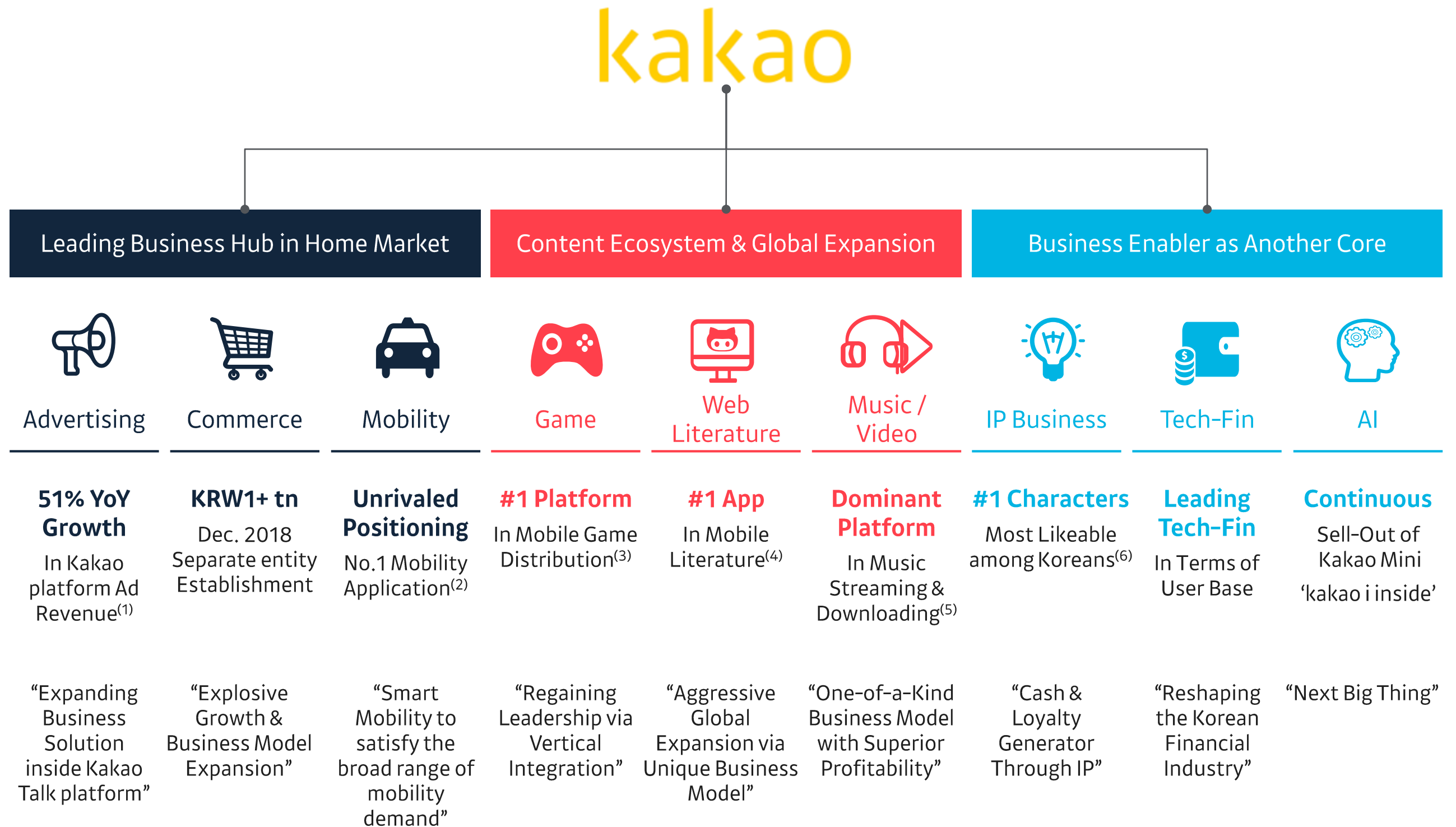


Kakao Talk Monthly Active Users



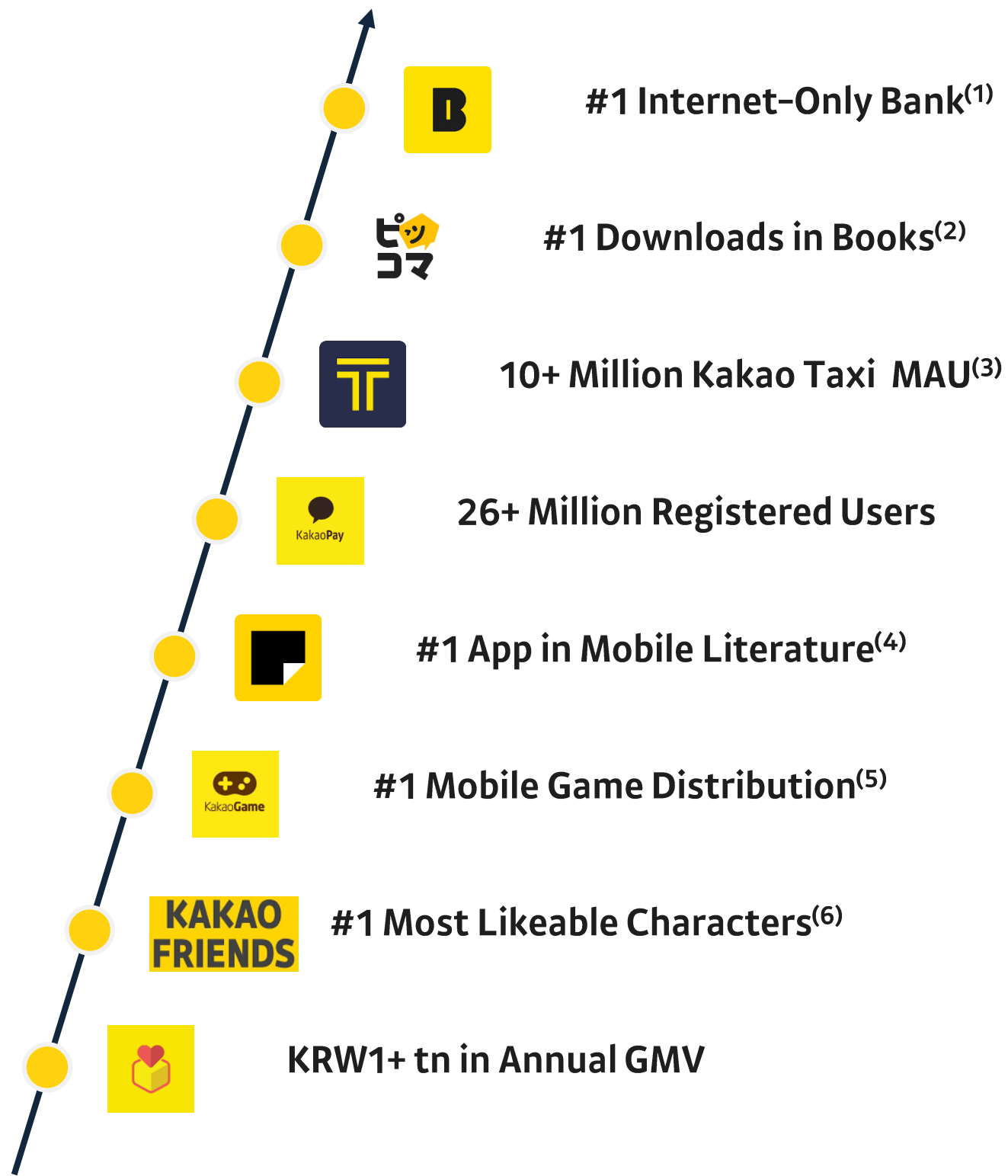
Average of monthly MAUs. Global includes domestic MAUs (000).

All-Encompassing Mobile Ecosystem



Notes: (1) Based on FY2018 accumulated performance. (2) Source: Kakao Mobility report 2018 (3) App Annie. Based on number of games in Top 100 on App Store. (4) Based on app downloads. (5) Based on Nielsen KoreanClick data of the average monthly number of unique visitors among the top 5 Korean music streaming and downloading services. (6) Korea Creative Content Agency survey

“Repeatable Success Formula” Enabling Impressive Hit Rate in New Services Roll-Out



Unique Success Factors for New Businesses:

✓ Large User Base Encompassing an Entire Nation



✓ Kakao's Nationwide Following Ensuring Success of New Service Launches



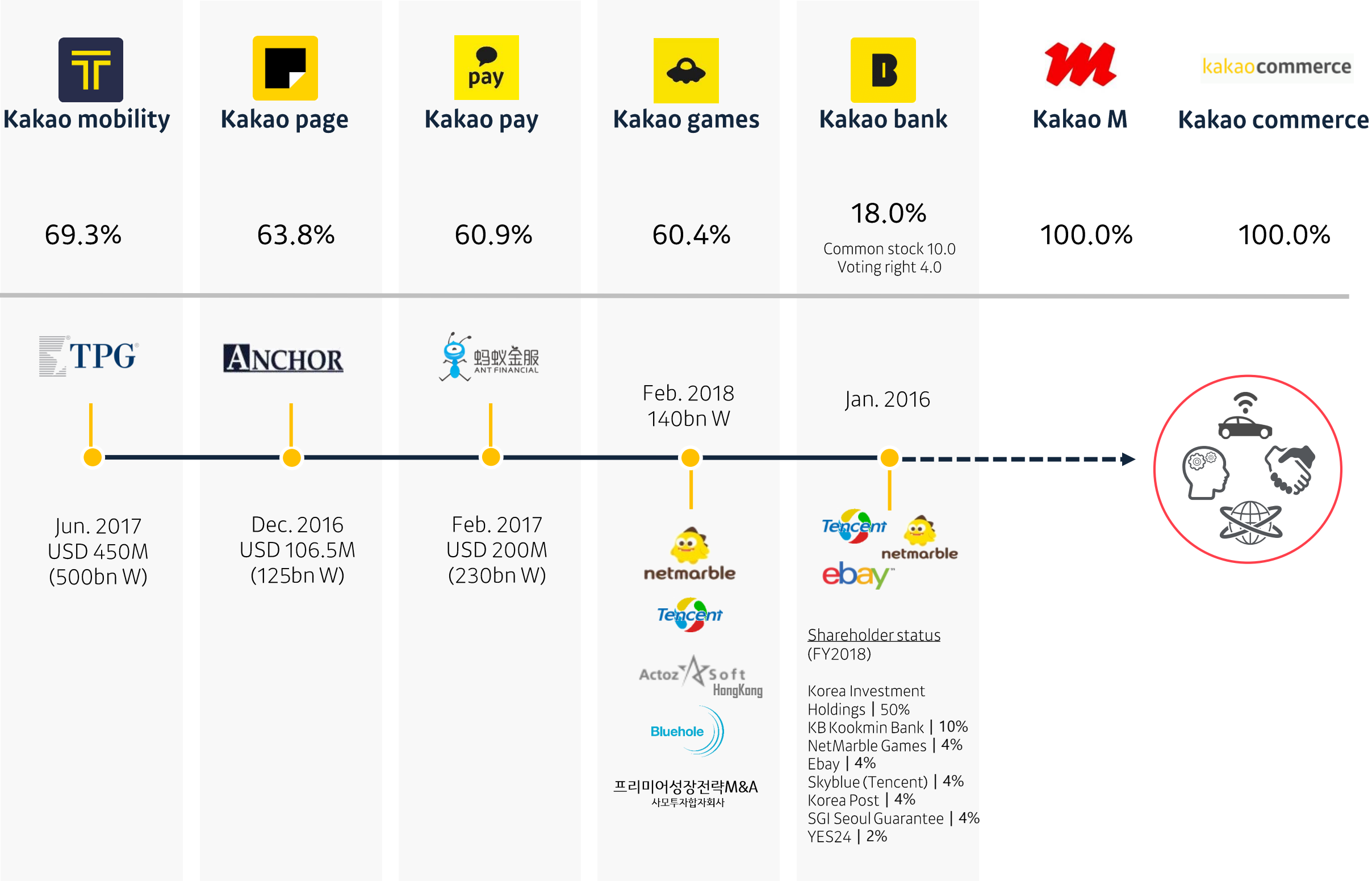
✓ Unrivaed Access and Insight to User Data



✓ Minimal User Acquisition Costs

Notes: (1) In terms of asset size. (2) In terms of Japan App Store Books category. (3) Source: Kakao Mobility (4) Based on app downloads. (5) App Annie. Based on number of games in Top 100 on App Store in Korea in terms of grossing. (6) Korea Creative Content Agency survey

Stake of major subsidiaries and Strategic Partnership



Kakao ecosystem

Kakao business

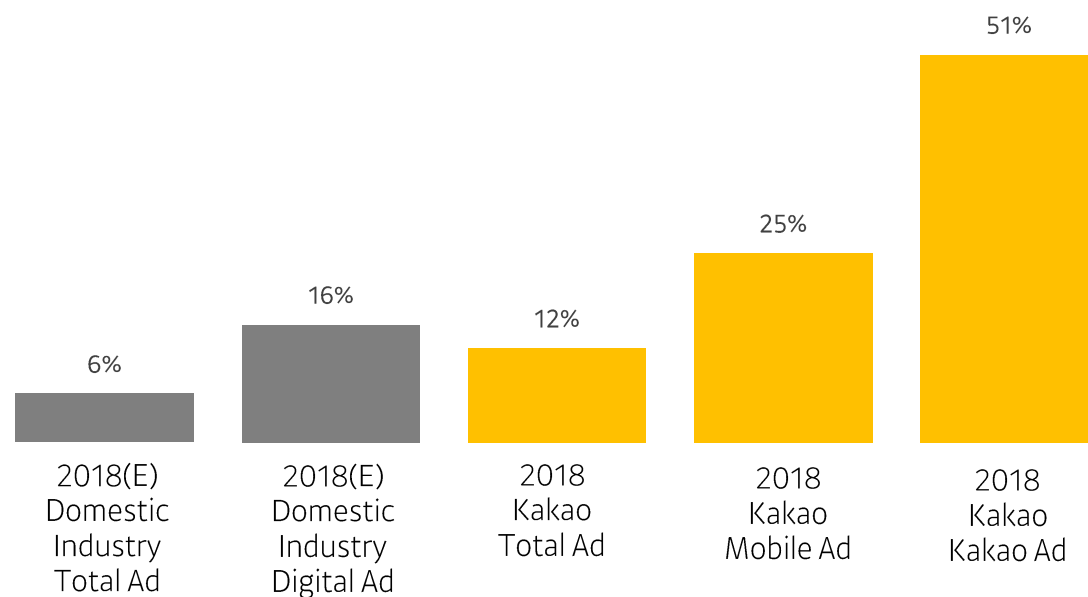
Financial overview

Advertising: Outpacing Market with More Relevant Ads via Audience Buying

✓ Business Platform Centering Kakao Talk Connection

Motivation	Search	Conversion	Experience
DISPLAY VIDEO BOX SHOPPING BOX DAUM TOP PLUS FRIEND #TAB GROUP VIRAL	SEARCH AD BRAND SEARCH SHOPPING HOW MAP REVIEW CAFE / NEWS PLUS FRIEND CHAT BOT	KAKAO LOGIN TALKGIFT MAKERS TALKSTORE GROCERY RESERVATION KAKAO PAY	INFOTALK PLUS FRIEND SUPPORTTALK CHAT BOT TALK SHARING GROUP VIRAL

✓ Kakao's Ad Business Outpacing Overall Market



Notes: According to Kobako(Korea broadcast Advertising Corp.) 2018 Ad Industry Report in Korea. 2018E YoY revenue growth. Digital ad revenue includes PC and mobile ad revenue. Kakao ad based on FY2018.

✓ Audience Buying Lead to Higher Ads Efficiency

Pricing
Higher Efficiency

Conversion
New Analytic Tools

Targeting
'Kakao Moment'


Supply
Innovative New Ad

Demand
Larger Pool
Including SME



Game: Transforming into a Multi-Platform Publisher


Mobile Game Channel



No.1 Mobile Game Marketing Platform

Distribution via Kakao Talk and Daum Portal

550 Million
Accumulated Users

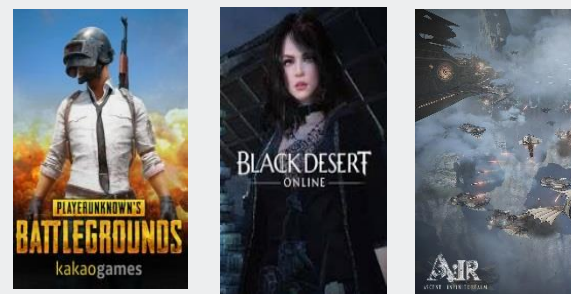


Mobile/PC Game Publishing

Mobile Publishing

- Investment Based Partnership
- Global Expansion through IP Collaboration

PC Publishing



PUBG Black Desert A:IR

- ✓ **PUBG/Black Desert**
More Users, Improved Stability
- ✓ **Ascent: Infinite Realm**
Signed Online Publishing Agreement for Bluehole's Next MMORPG in Korea, North America, and Europe

Mobile Game Development

FRIENDS GAMES

1 IP: Kakao Friend




Most Beloved Character in Korea

2 IP Collaboration




Global Market Approach

3 Casual, Mid-core



CASUAL



SNG




BOARD

4 HTML5 Games

New Opportunity in Advertising

Adjacency



Expansion into New / Adjacent Businesses

Leveraging Kakao Friends IP for Differentiation

Integration with Kakao Talk Platform

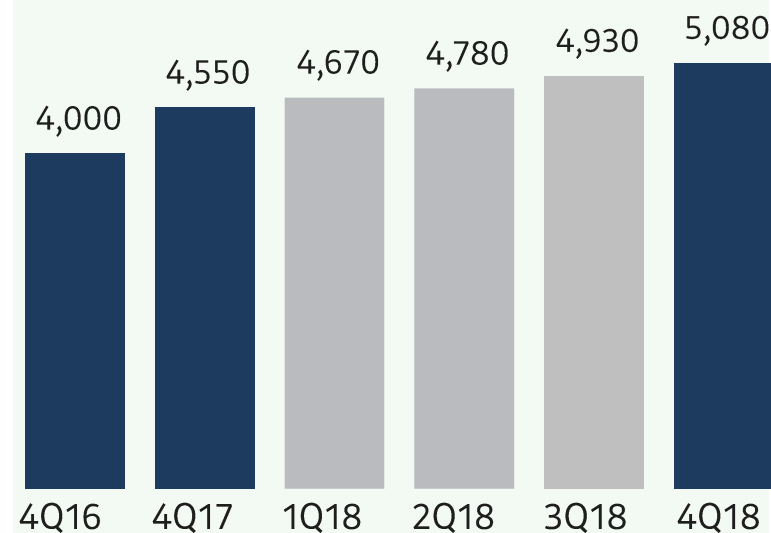
Music / Video: One-of-a-Kind Music & Content Player

Kakao

Melón

- ✓ Merged with Kakao on Sep.1, 2018
- ✓ No.1 Music Streaming Platform
- ✓ 5.08 Million Paying Users
(YoY +530K, QoQ +150K)

Melon # of Paying Users
(Unit: in thousands)



Kakao M

Global Content Creation Company

Music Company

POWER CONTENT

Media Company

- ✓ Music Distribution: No. 1 (MS 25%)



IU

THE BOYZ

Monsta X

- ✓ Music Production: Multi-label System



- ✓ Global expansion leveraging content competitiveness

- ✓ Collaboration with actor management companies



- ✓ Accelerating synergies between music, video, entertainment biz

- ✓ Evolving a global new media contents company

- ✓ Leading K-Content production company producing from dramas to well-made short form contents

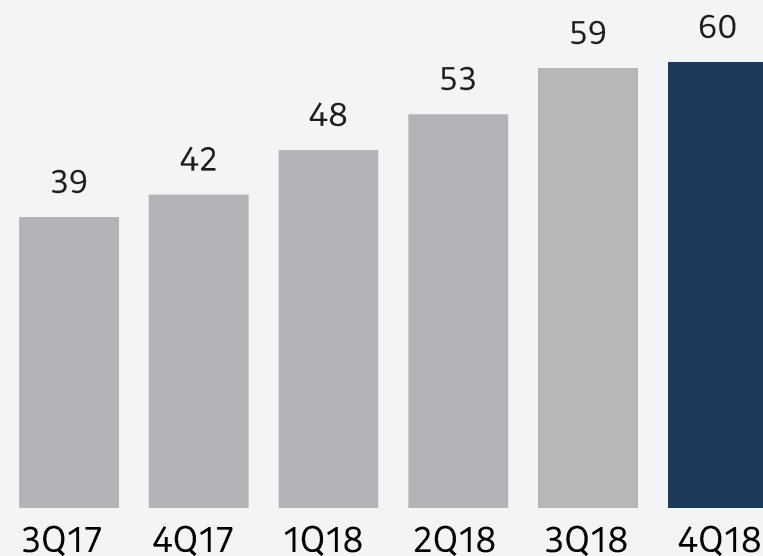
Web Literature: Growth through Innovative Business Model



Kakao Page

- ✓ 20 mm cumulative registered users
- ✓ 5.5 mm monthly active users
- ✓ 'Wait-or-Pay', 'Cash Friends' BM
- ✓ Started Video service in January 2018

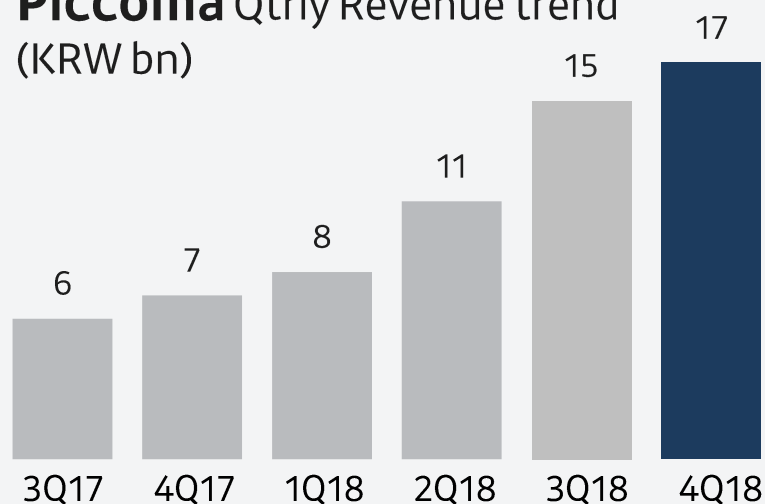
kakao Page Qtrly GMV trend (KRW bn)



Piccoma


- ✓ Japanese webtoon platform launched by kakao Japan in 2016
- ✓ Ranking #1 Top, #2 Grossing App in the Google Play Store book category
- ✓ 12.6 mm cumulative downloads
- ✓ 3.7 mm Monthly Active Users
- ✓ 'Wait-or-Pay' Business Model
- ✓ Started 'Piccoma TV' in July 2018

Piccoma Qtrly Revenue trend (KRW bn)



IP Business Expansion

- ✓ Drama lineup ('19Q1):
<Touch your heart> **On-Air**
Feb. 2019 on tvN/ Kakao page Web-novel
<Item> **On-Air**
Feb. 2019 on MBC/ Kakao page Webtoon
<Her privacy> Planning to air in Apr. 2019 on tvN/ Kakao page Web-novel, "Noonafan.com"
- ✓ Movie lineup: <0.0MHz>, <Never hurt you>, <Long live the king> etc.
- ✓ Game lineup :
<Moonlight Sculptor> Kakao page Web-novel



Global Business Expansion

- ✓ Acquired No.1 paid content platform 'Neo Bazaar' in Indonesia
- ✓ To establish K-Content distribution ecosystem in Southeast Asia

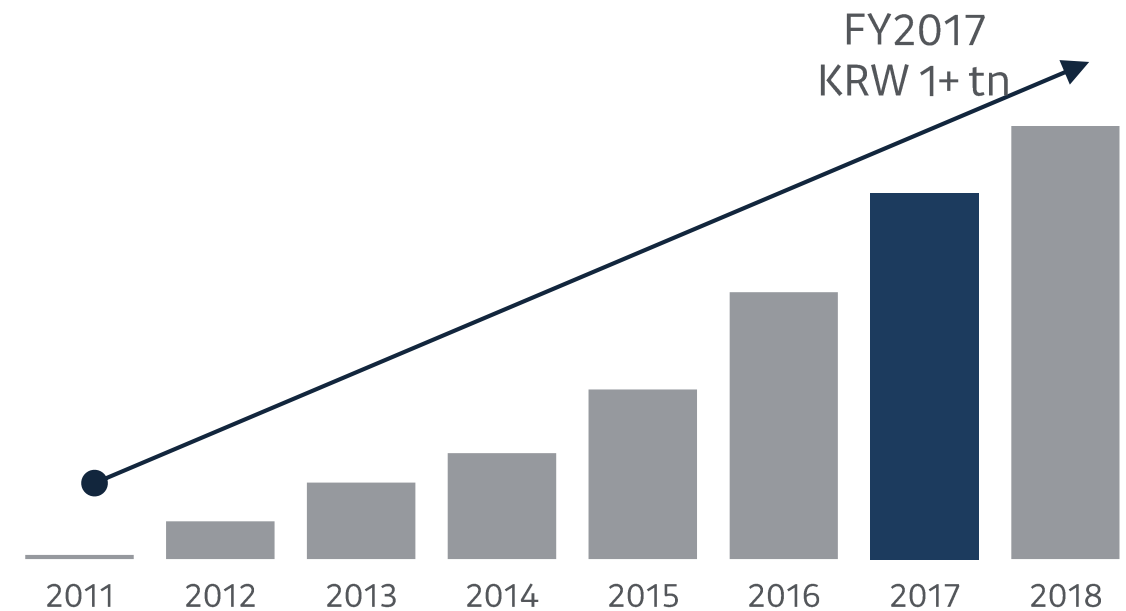
Commerce: Differentiated Business Model Leveraging Unique Strengths



Kakao TalkGift

- ✓ Kakao's First Profit Model Launched in 2011
- ✓ Strategic Focus on the Occasions of Gifting
- ✓ Expansion of User Base to Older Generations

✓ Robust Growth in Transaction Volume

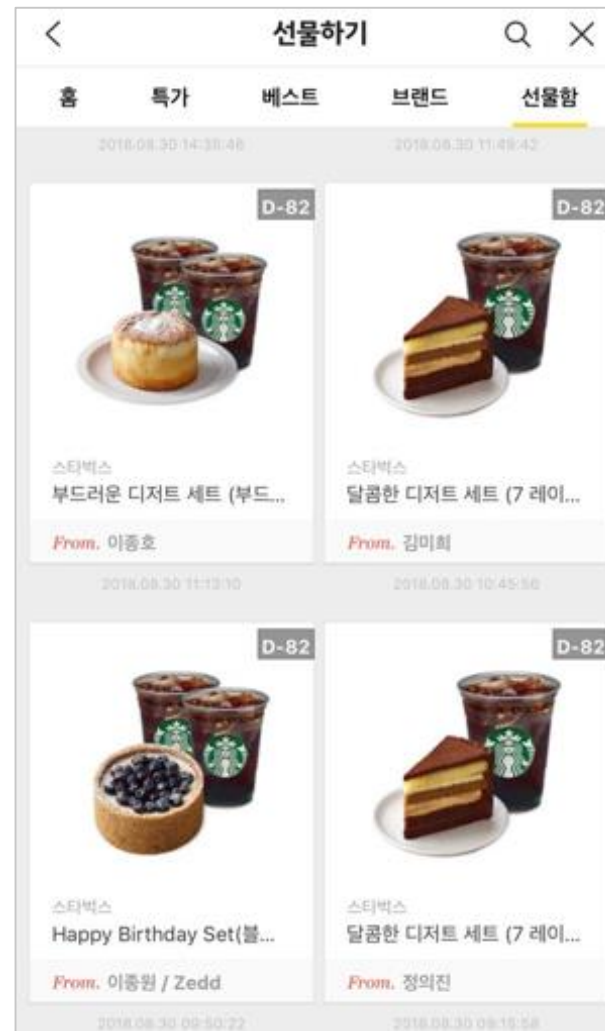
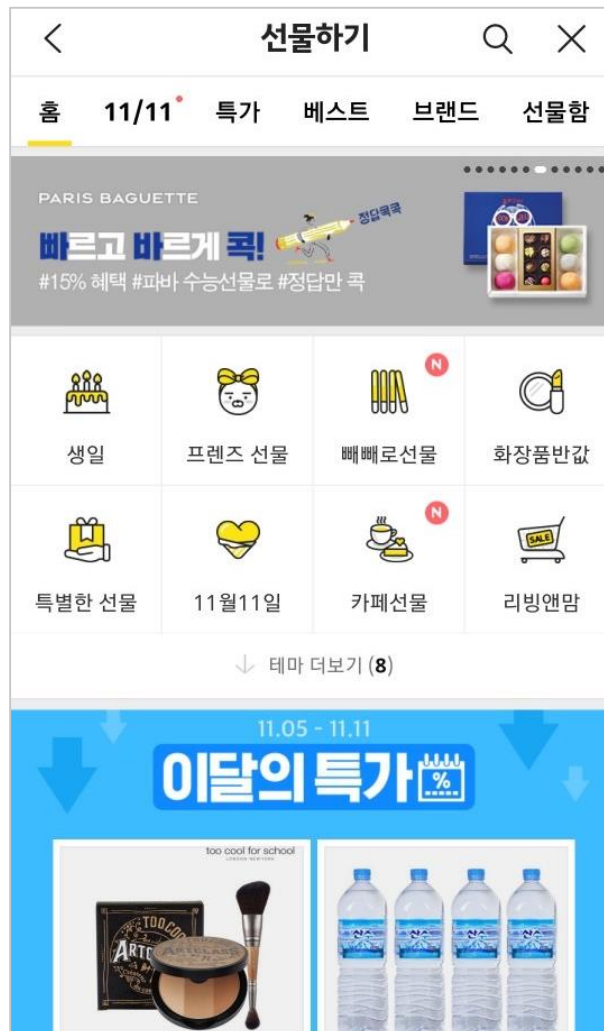


- ✓ Formation of 'Kakao Commerce' as a wholly owned subsidiary of Kakao in December 2018

Establish an organizational structure that enables rapid and professional decision making


Solid growth from the TalkGift to continue on the back of optimized platform service and broadening business scope

Strengthen platform competitiveness in TalkStore to provide better seller experience



Kakao Friends IP: New Era of IP Business

#1 Most Likeable Characters in Korea ⁽¹⁾



Flagship & Global Stores



GangNam
July 2016

HongDae
November 2016



Busan
August 2017

Japan Tokyo
Omotesando
December 2018



- ✓ Successful Launches Since July 2016
- ✓ 10,000+ Visitors per Day
- ✓ Expanding sales channel from domestic offline store to online and global(Online&offline)
- ✓ Global:
 - Japan - Tokyo Omotesando store open(Dec. 2018)
 - China - Tmall(for domestic demand), JD.com, xiǎohóngshū
 - North America - Amazon

Notes: (1) Korea Creative Content Agency survey announced in March 2017.

Mobility: Another Dominant Platform with Innovation

Dominant Taxi Hailing App in Korea



10 Million
Monthly Active Users⁽¹⁾

Korea's dominant taxi
hailing platform

21 Million
Registered Users

50+% of economically active
population in Korea⁽²⁾

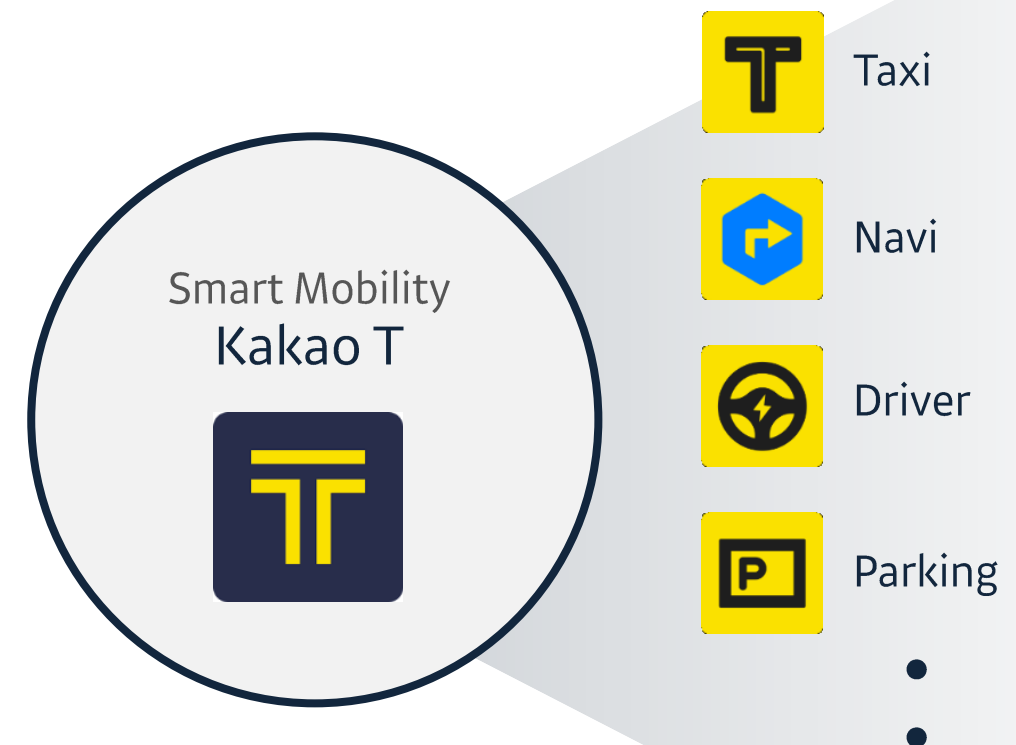
2.9 Million
Peak Daily Taxi-Hailing Orders

Based on large user base and
registered taxi driver base

6.6 Million
Credit Card registrants

Automatic payment for regular
taxi fares will be released

Kakao T Super App: All-Inclusive Transportation Platform



✓ Strong Foundation for Effective Monetization
21 mm users, 66 mm card registrants, 2K Biz Taxi corp clients

✓ Continued Growth of Paid Services
Smart Call, Black Taxi, Driver, Parking (Rev YoY 120% up)

✓ Expand Service Domain thru Competitive Partnerships
Google Android Auto Korea Service with Kakao Navi

Notes: (1) Source: Kakao Mobility (2) Economically active population in Korea based on a survey conducted by Statistics Korea.

Tech-Fin: Robust Expansion of Business Scope



26mn Accumulated Members

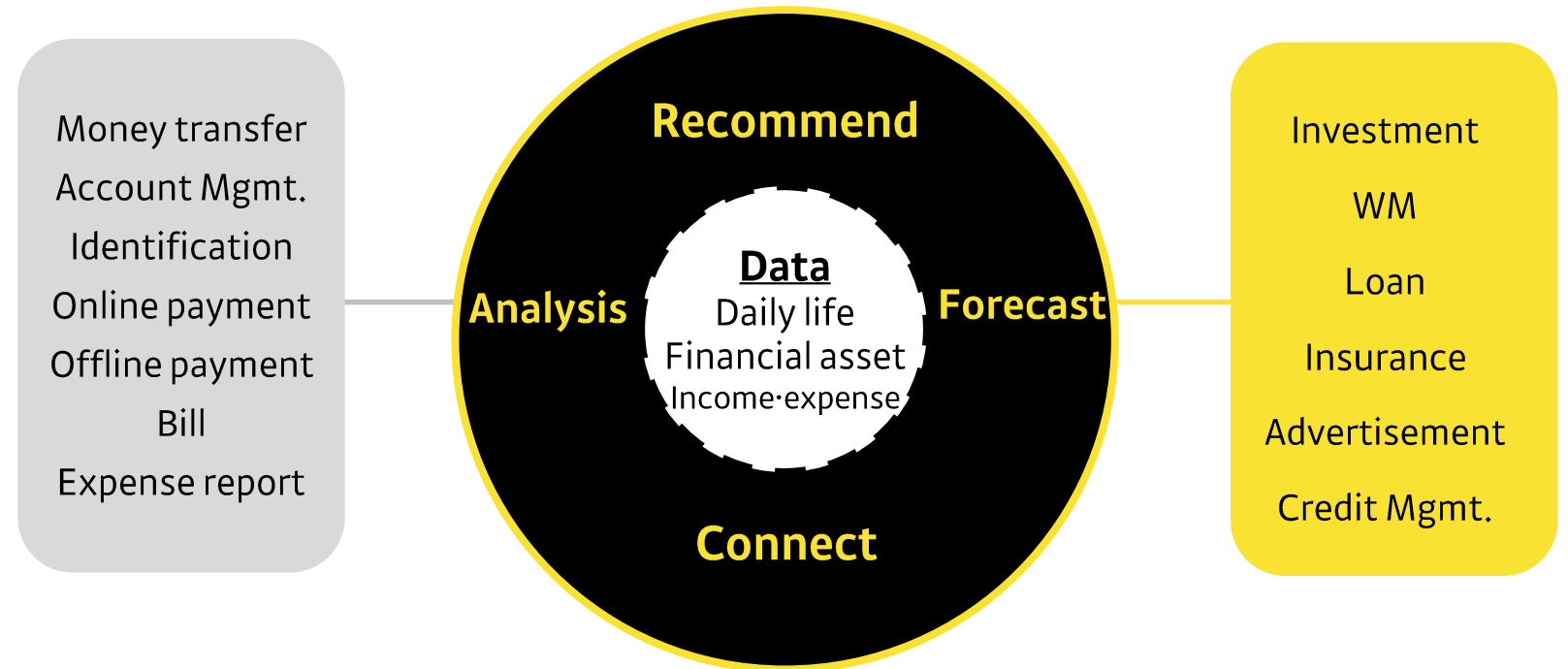
13mn MAU

20trn+ FY2018 GMV

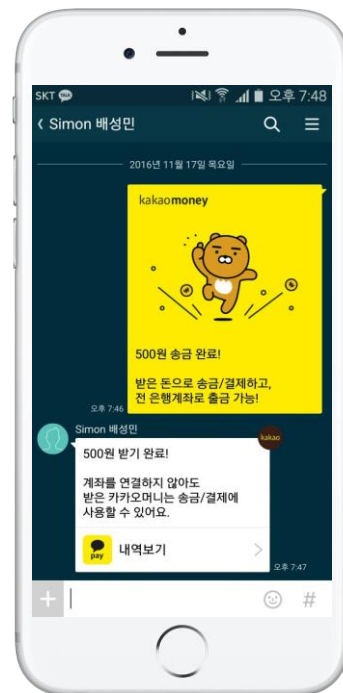
1mn+ # of issued offline Kakao Pay card

200K+ # of offline merchants

Daily financial platform



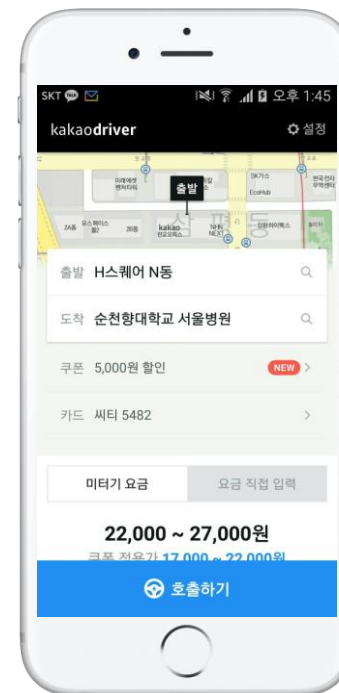
Online payment



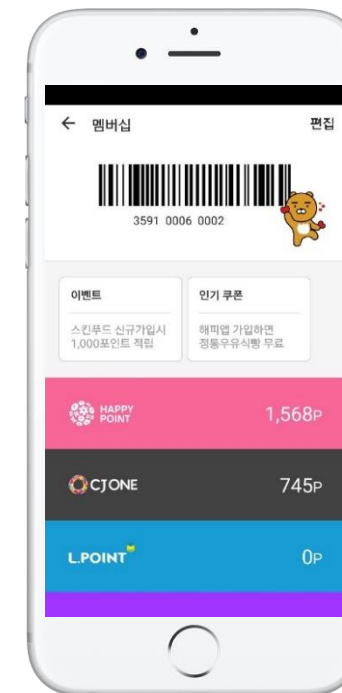
Money transfer



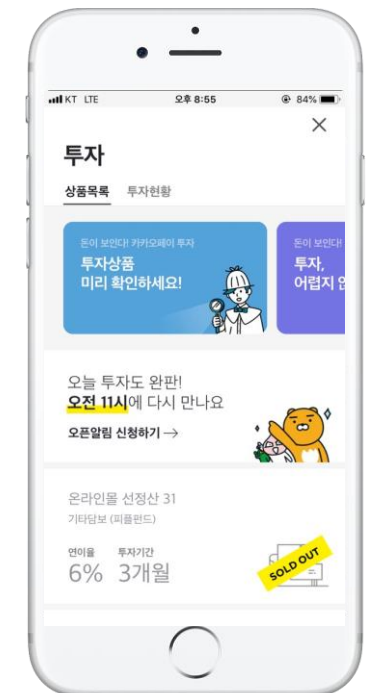
Offline QR/Bar code payment



Kakao T auto pay



Membership



Investment

Kakao Bank

- ✓ kakao Bank has grown rapidly since its official launch on July 27, 2017
- ✓ The New 'Special Act on the Establishment and Operation of Online-Only Banking' will be enforced from January 17, 2019
- ✓ New services such as '26 weeks installment saving', 'Kakao bank moim service(Group bank account)', 'My credit information' launched in 2H 2018
- ✓ 'Western union fast money transfer to abroad' service launched in Jan. 2019



Performance

1.3trn Capital

7.69mn clients Accounts

10.8trn/ 9.1trn Deposits/Credit Loans

6.47mn Debit card issued

(As of December 31, 2018)

Product & Service



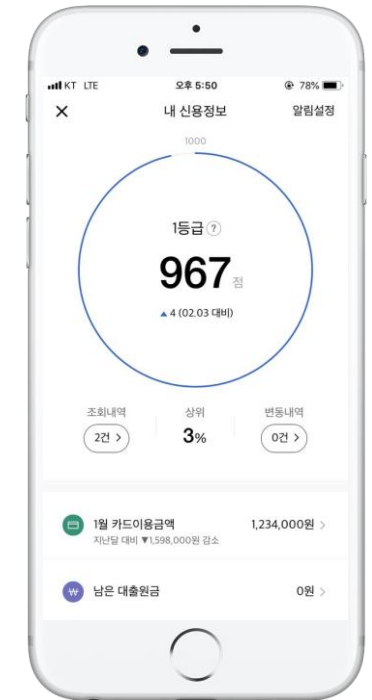
26 weeks
installment
saving



Kakao bank
moim service



Money transfer
to abroad

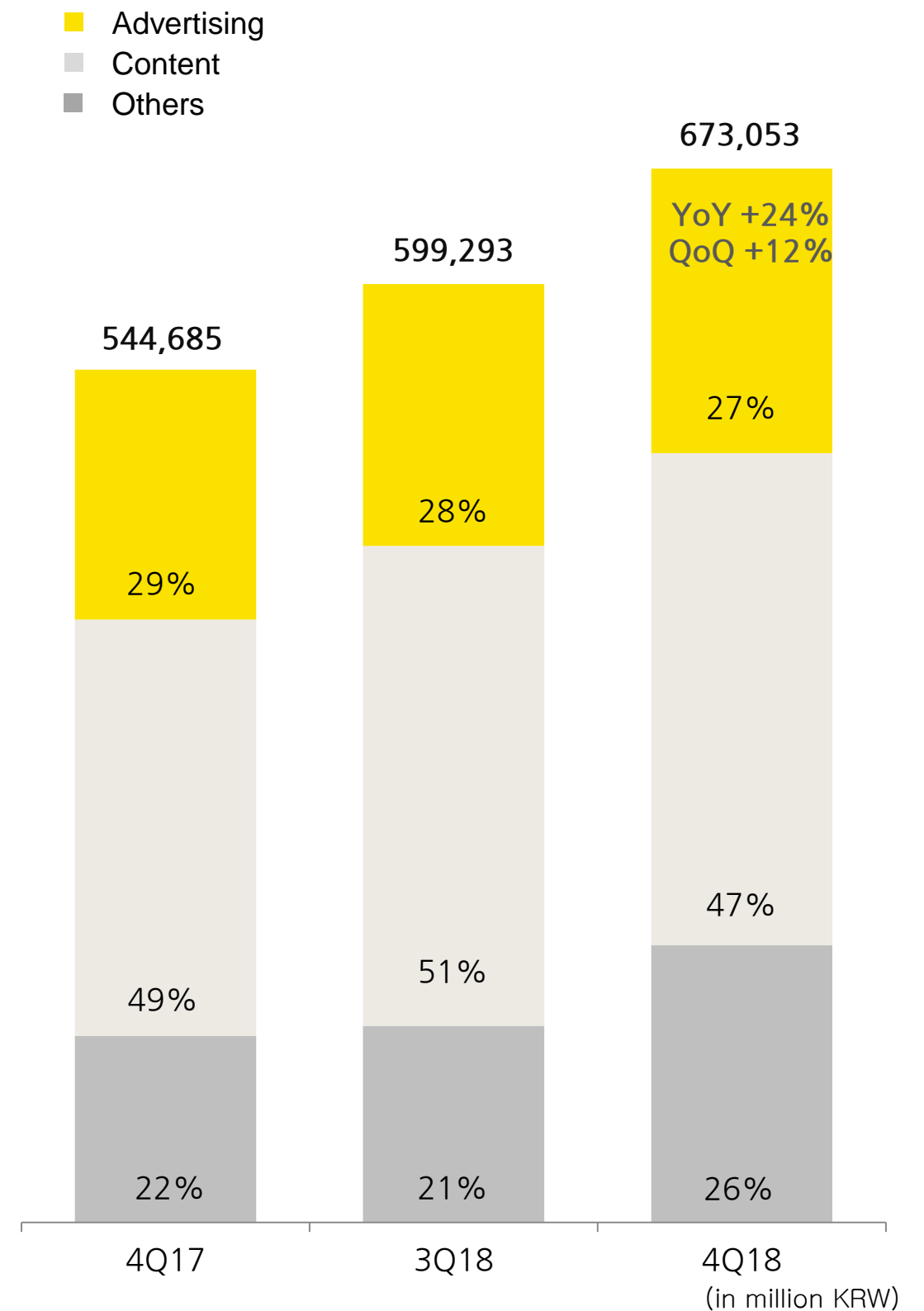


My credit
information

Kakao ecosystem
Kakao business
Financial overview

Revenue

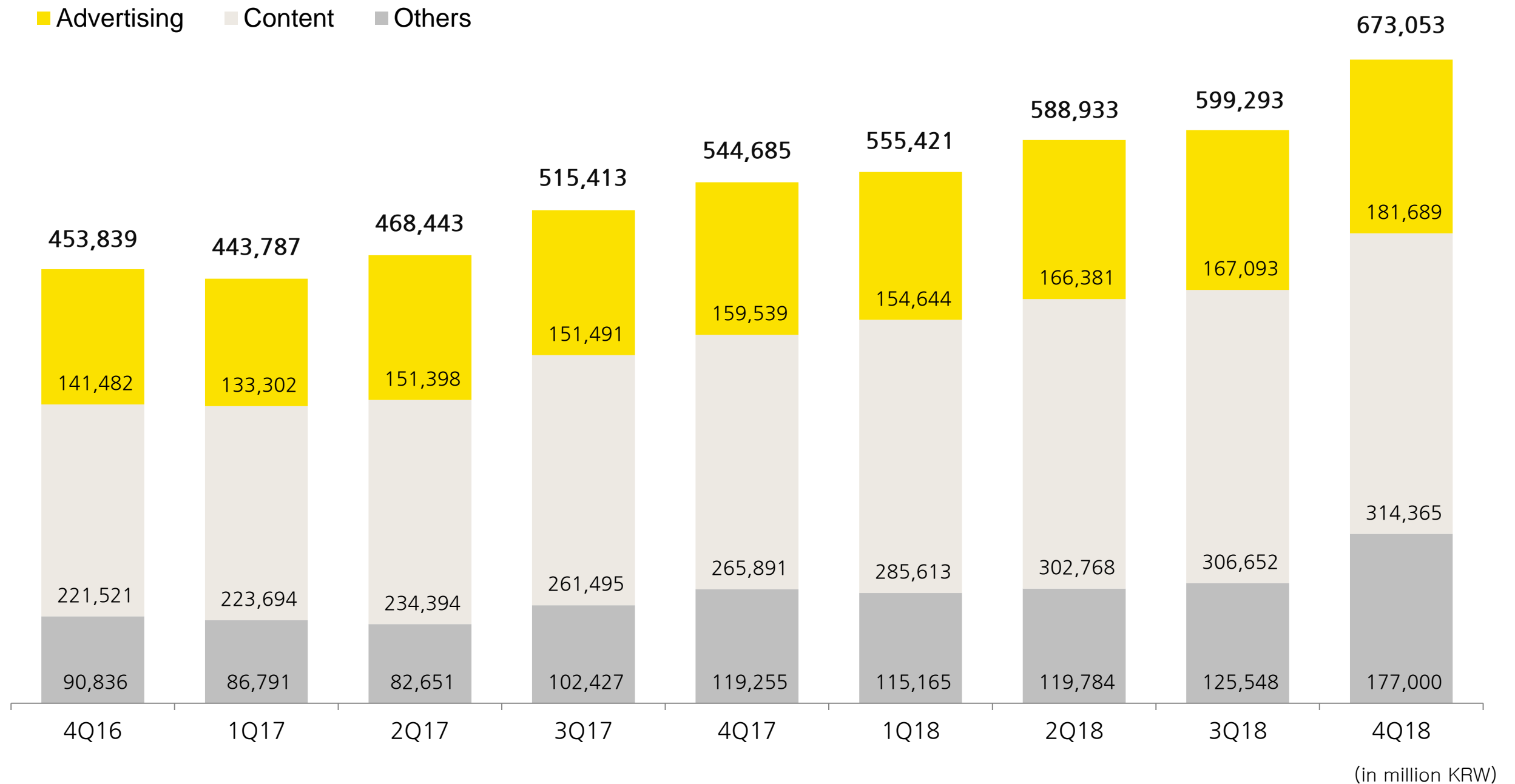
Advertising	Portals	Daum PC Daum Mobile
	Messenger	Plus Friends Brand Emoticon Talk Reward Info-Talk Support-Talk Talk Hairshop #Tab Talk Order Talk Mart Talk PC
	SNS	Kakao Story
	Shopping	Kakao Style
	Other	Cash Friends Other Subsidiaries' Ad
Content	Game	Mobile PC Miscellaneous (Kakao VX)
	Music	Melon Kakao Music
	Webliterature	Kakao Page Daum Webtoon Piccoma
	Emoticon	Talk B2C Emoticon
Others	Commerce	Talk Gift Shop Kakao IX Kakao Makers
	Mobility	Kakao T (Taxi Driver Parking Navigator)
	Tech-fin	Kakao Pay
	Misc.	Kakao M (offline record distribution, etc.)



Revenue

4Q Total Revenue YoY +24% / QoQ +12%

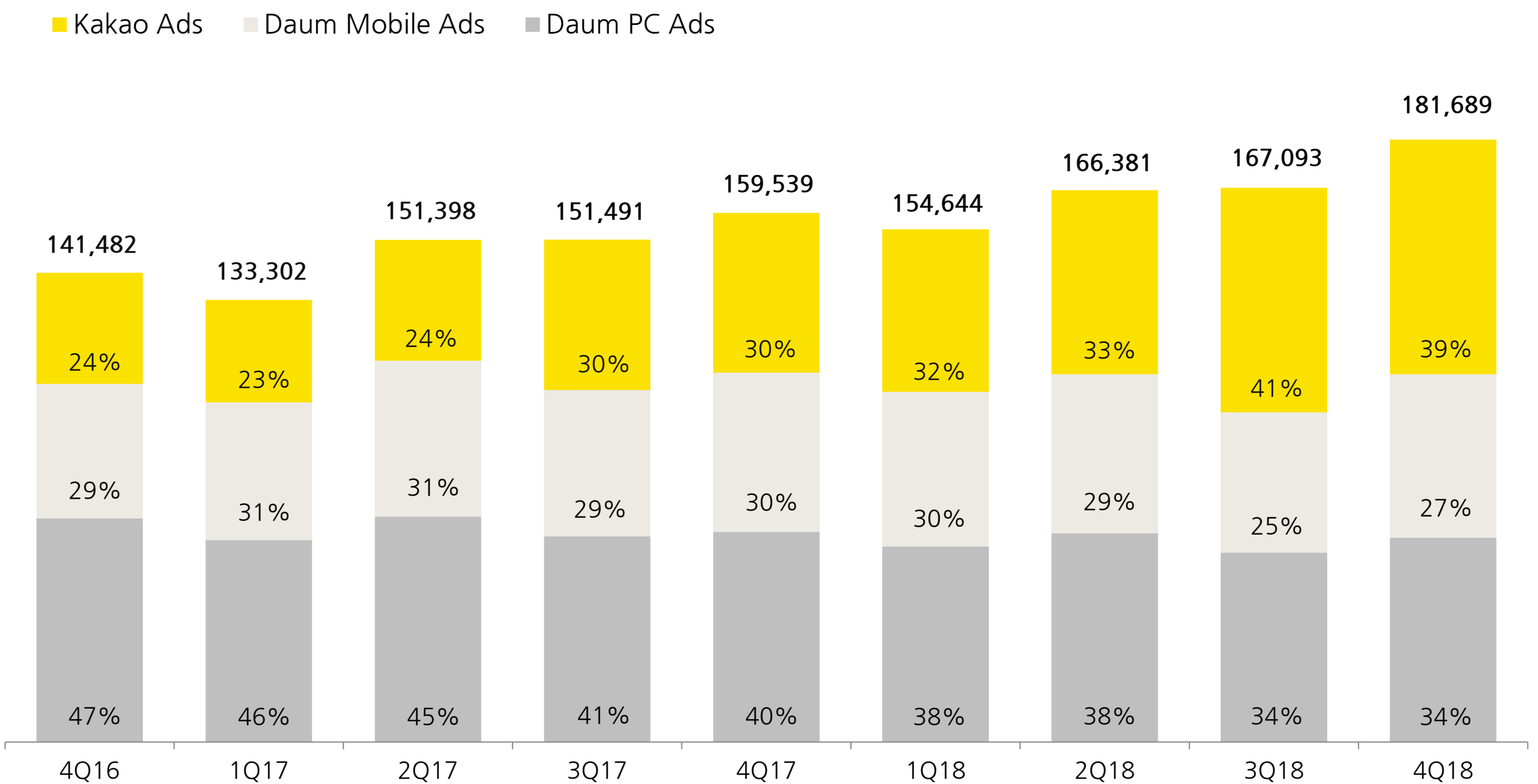
Advertising +14% (y) / +9% (q) Content +18% (y) / +3% (q) Others +48% (y) / +41% (q)



Advertising

4Q Advertising YoY +14% / QoQ +9%

Kakao Ads +47% (y) / +5% (q) Daum Mobile Ads +3% (y) / +17% (q) Daum PC Ads -3% (y) / +8% (q)

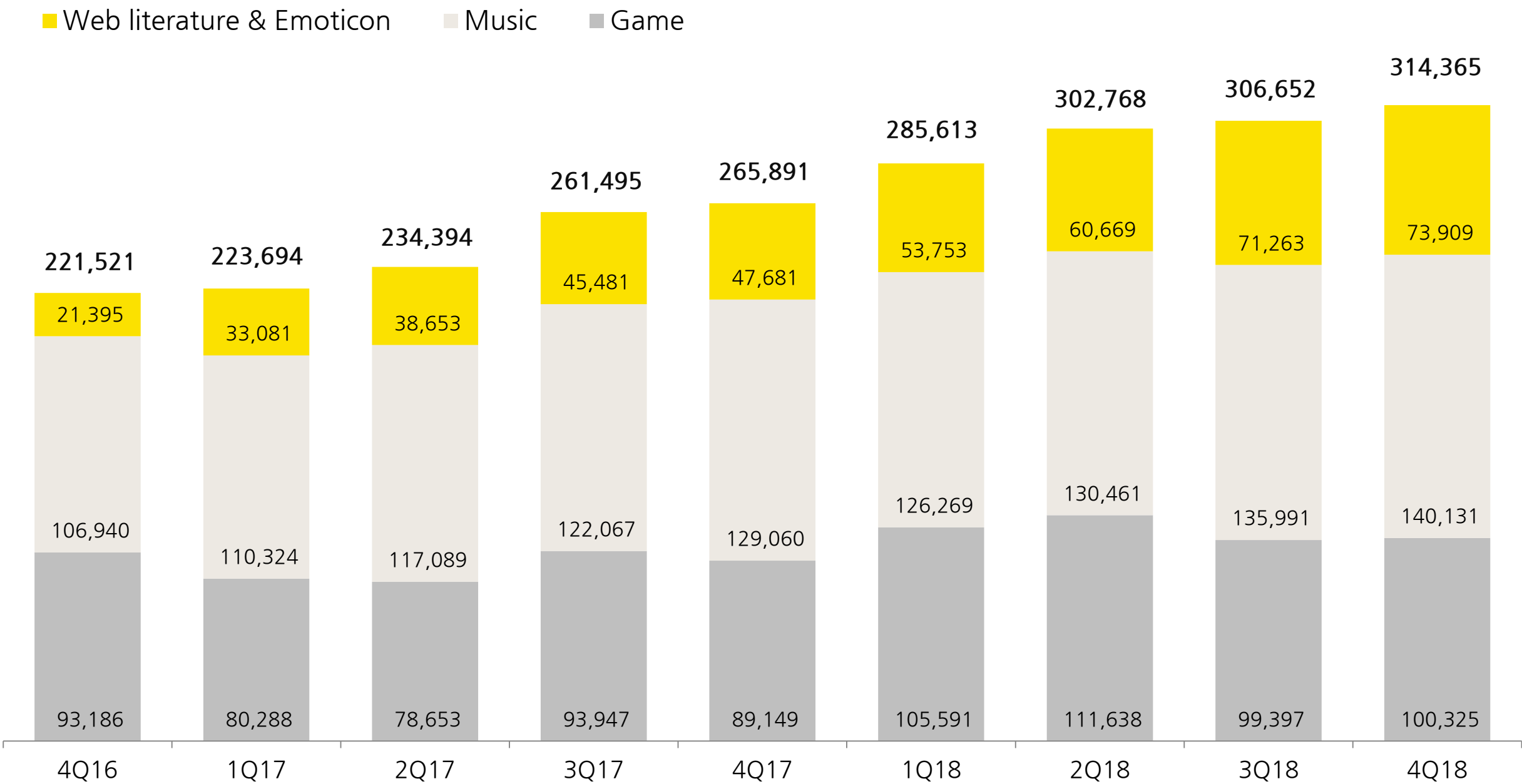


(in million KRW)

Content

4Q Content YoY +18% / QoQ +3%

Web literature & Emoticon +55% (y) / +4% (q) Music +9% (y) / +3% (q) Game +13% (y) / +1% (q)

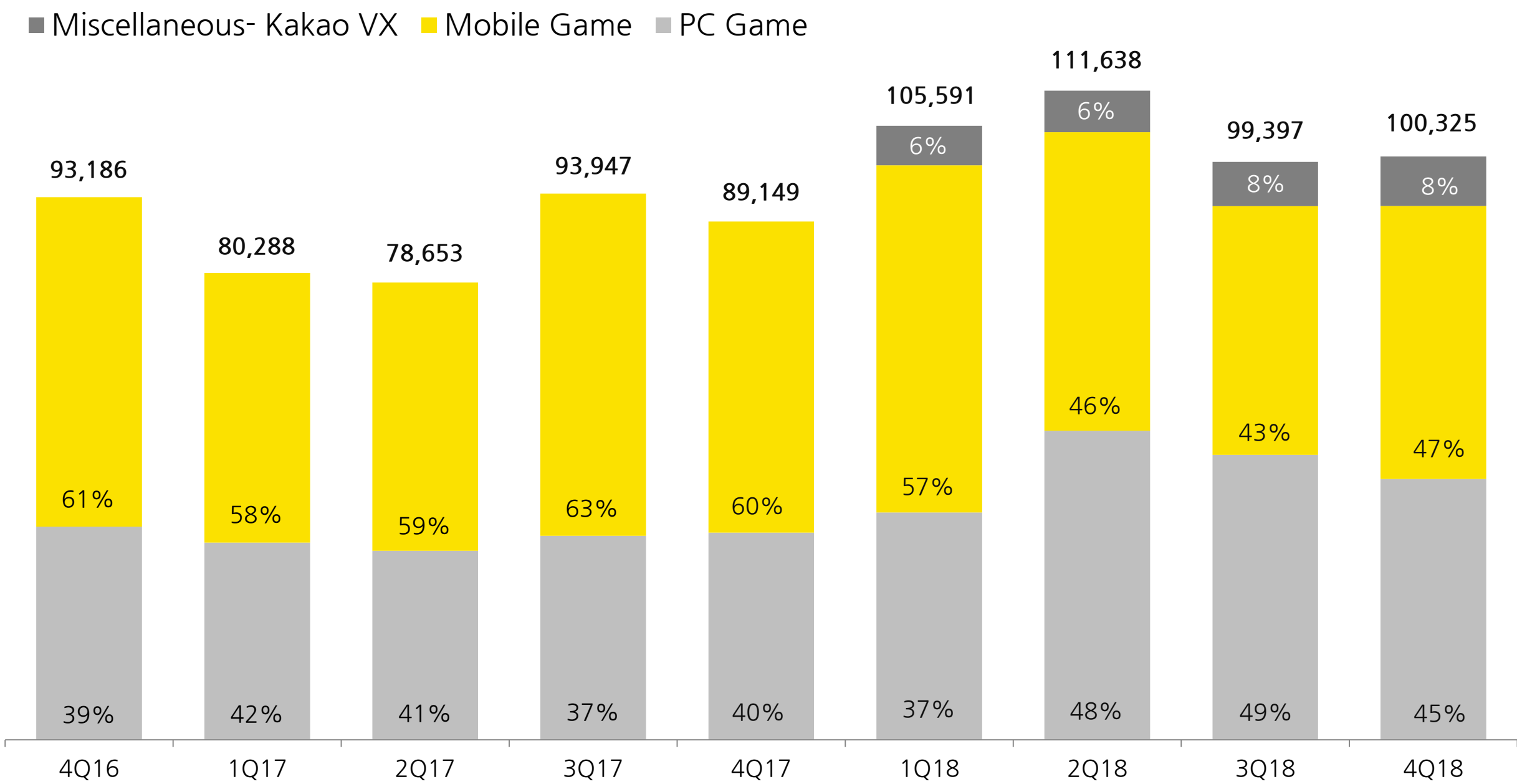


(in million KRW)

Content: Game

4Q Game YoY +13% / QoQ +1%

Miscellaneous- Kakao VX +12% (q) Mobile -12% (y) / +14% (q) PC +26% (y) / -8% (q)

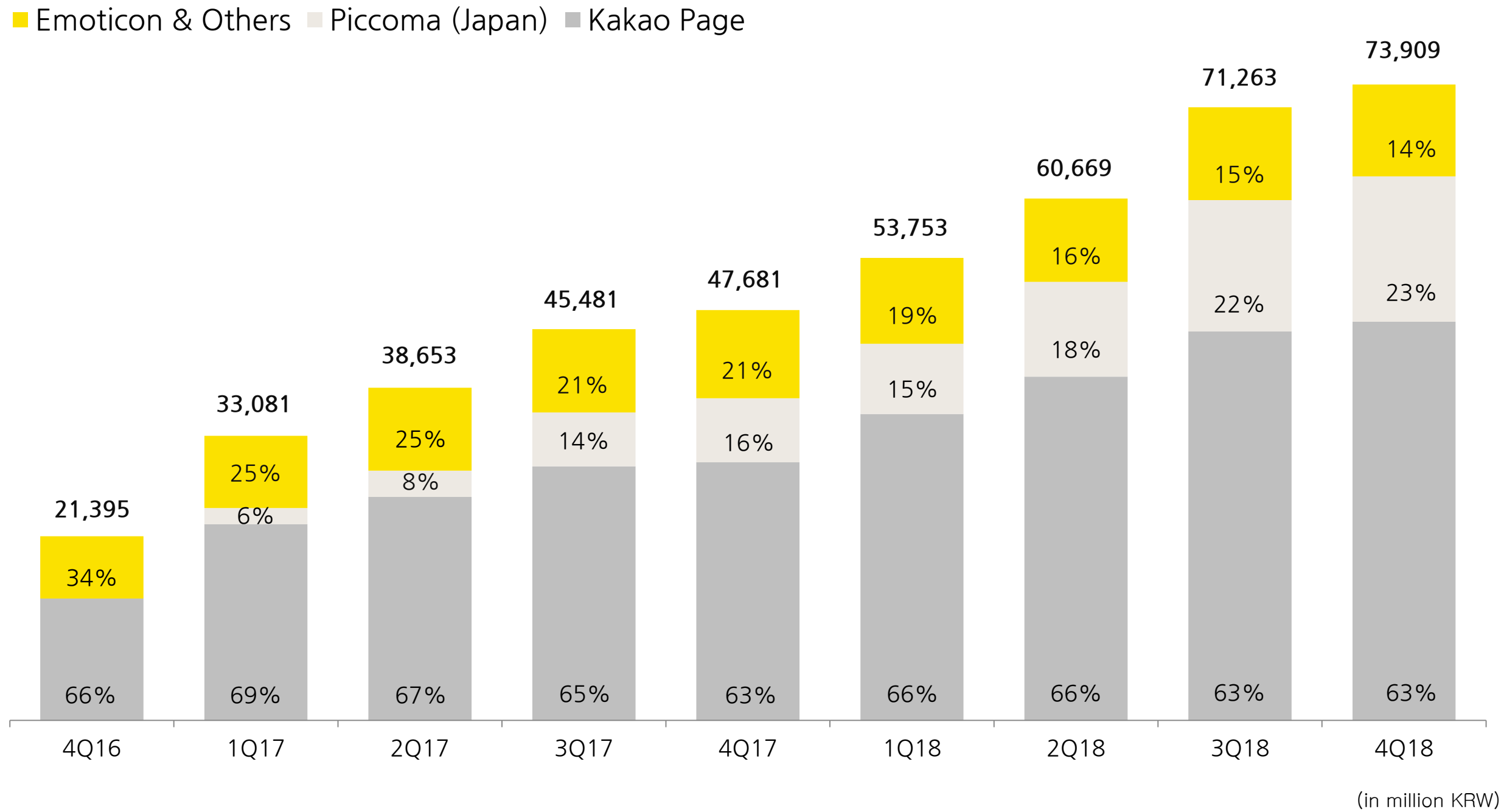


(in million KRW)

Content: Web literature & Emoticon

4Q Web literature & Emoticon Content YoY +55% / QoQ +4%

Emoticon & Others +4% (y) / -1% (q) Piccoma/Japan +127% (y) / +11% (q) Kakao Page +54% (y) / +2% (q)

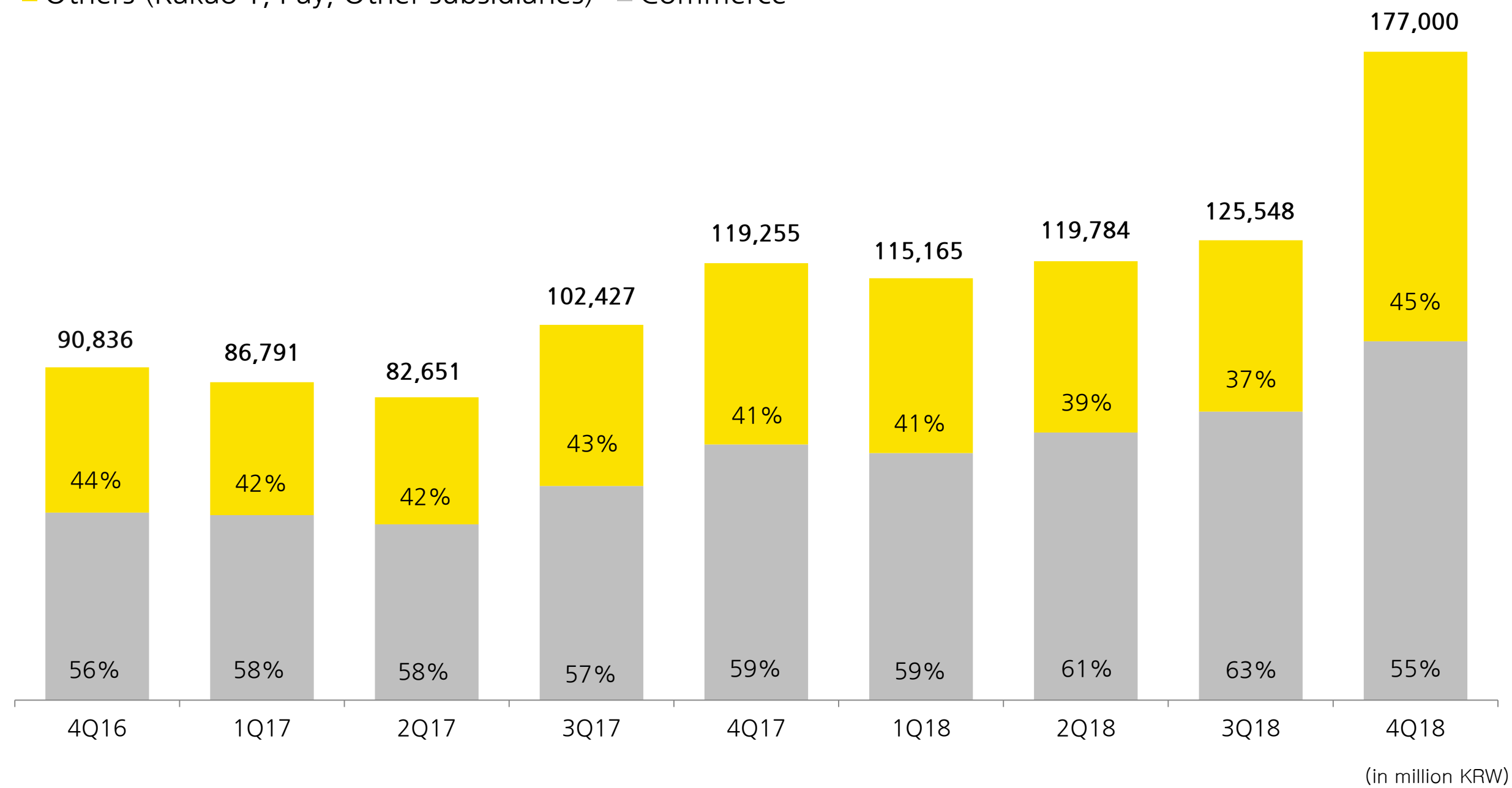


Others

4Q Others YoY +48% / QoQ +41%

Others +60% (y) / +69% (q) Commerce +40% (y) / +24% (q)

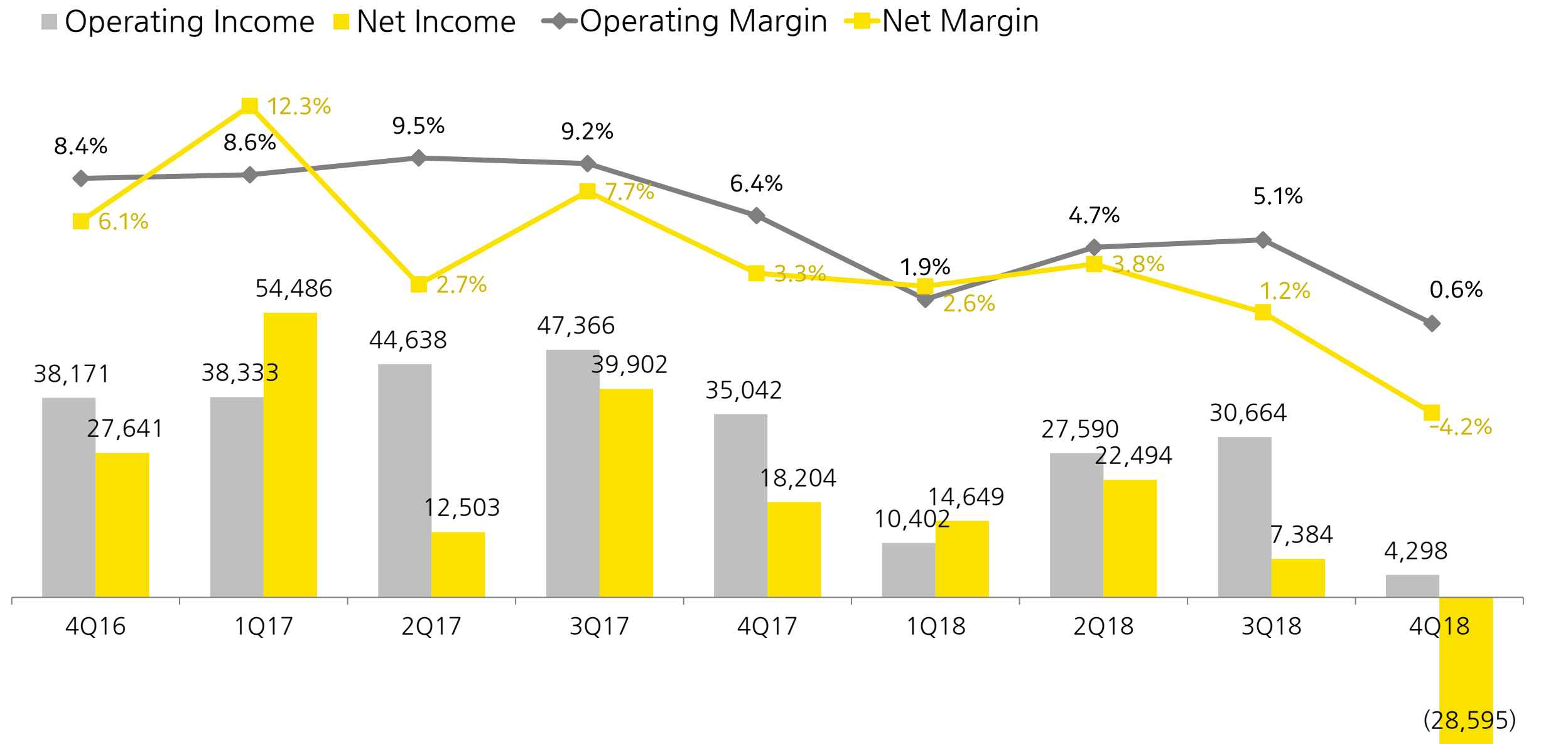
Others (Kakao T, Pay, Other subsidiaries) Commerce



Profits

4Q Operating Income YoY -88% / QoQ -86% Net Income YoY -257% / QoQ -487%

New business investment-related operating loss of KRW 65.0 billion to build mid- to long-term growth bases such as transportation/mobility, tech-fin, global expansion, artificial intelligence, and block chain

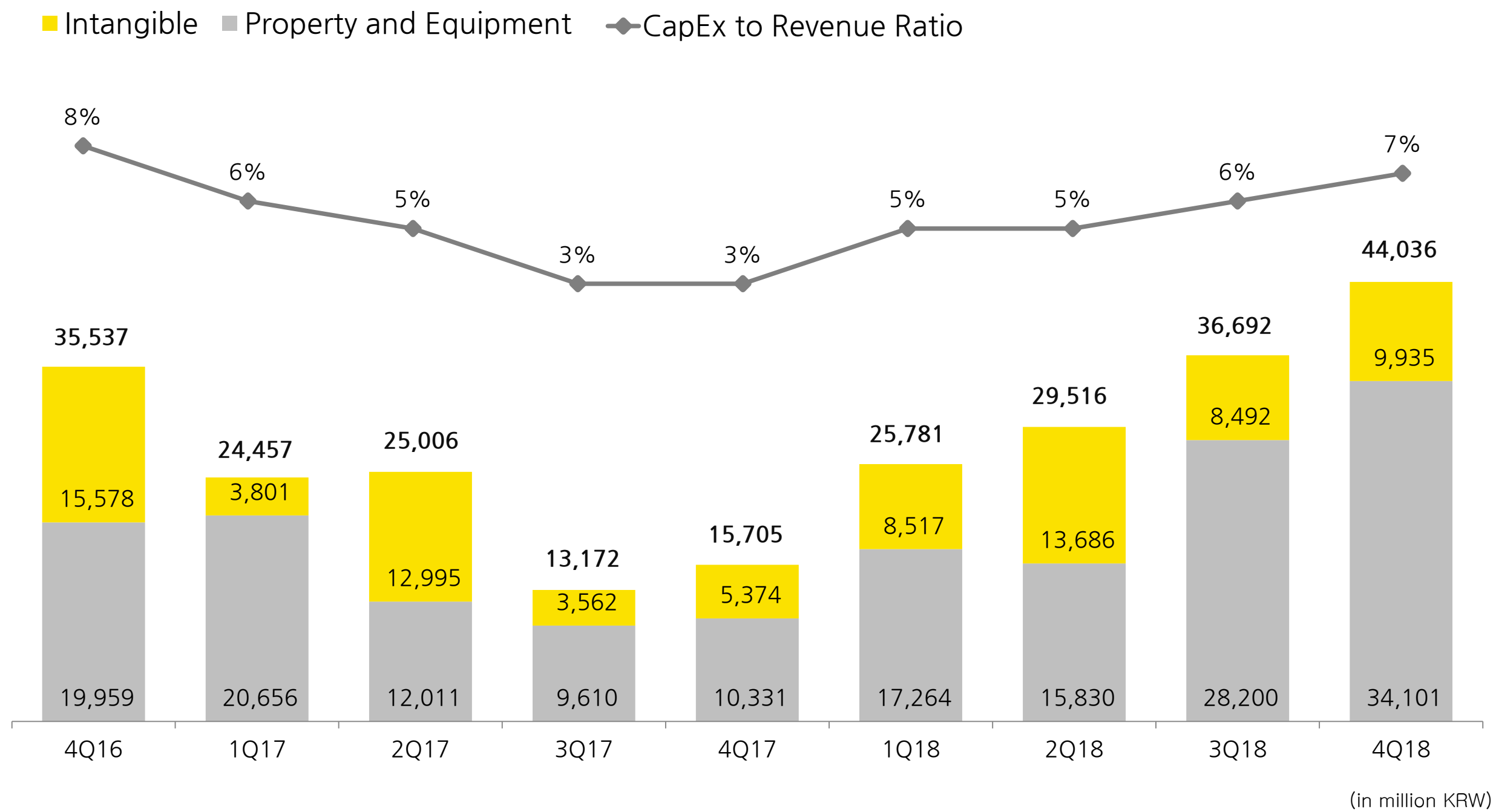


(in million KRW)

Capital Expenditure

4Q Accumulated CapEx to Revenue Ratio of 6% / YoY +74%

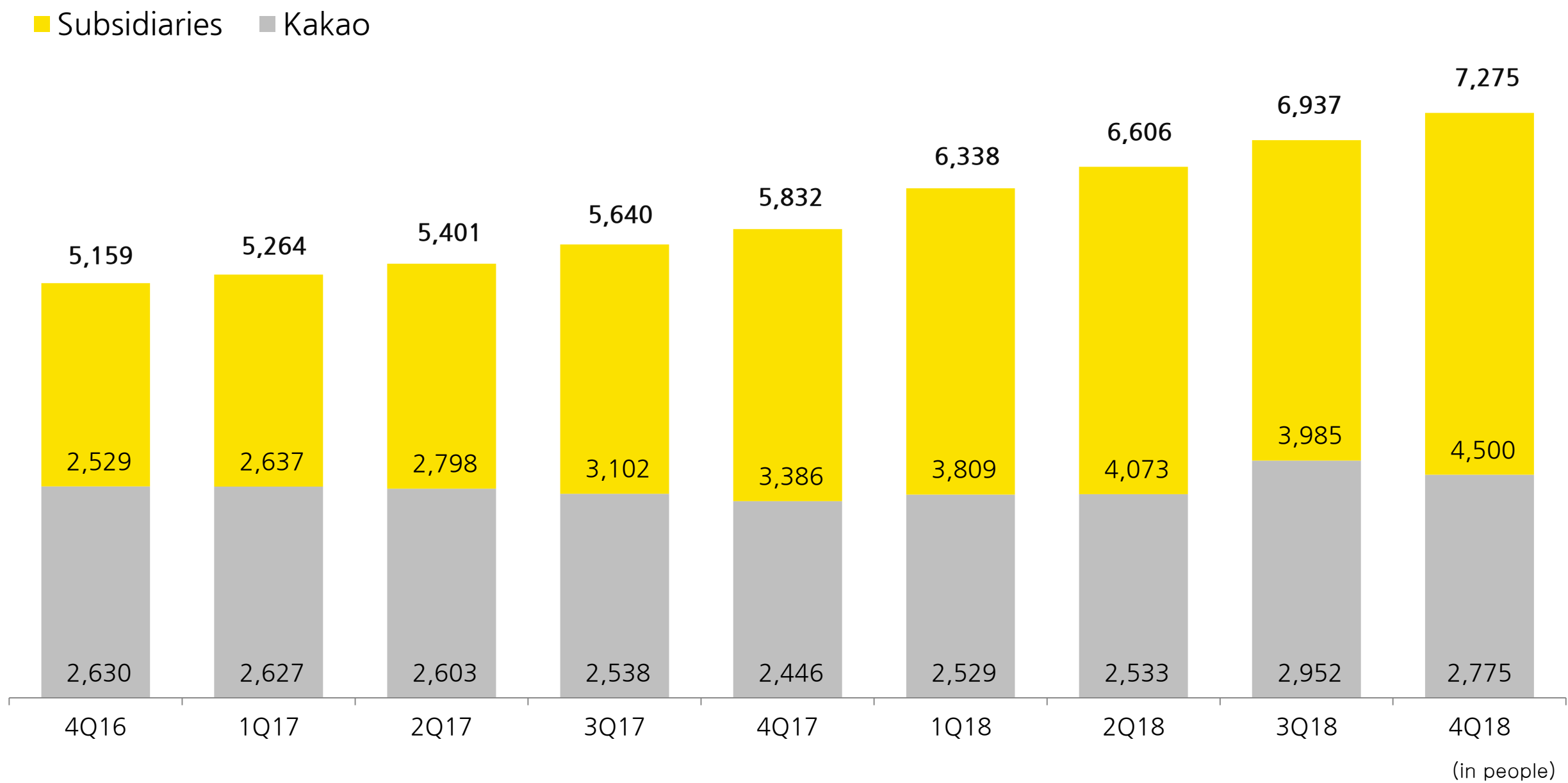
Accumulated Intangible YoY +58% property and equipment (server, network, etc.) YoY +84%



Employees

Total 7,275 Employees

Kakao Headquarter decreased by 177 qoq due to spin off and establishment of subsidiaries, total employee increased by 338 qoq owing to additional new hires for overall businesses



Consolidated Financial Statements

Consolidated Statements of Income

(in million KRW)	4Q17	1Q18	2Q18	3Q18	4Q18
Revenues	544,685	555,421	588,933	599,293	673,053
Advertising	159,539	154,644	166,381	167,093	181,689
Content	265,891	285,613	302,768	306,652	314,365
Game	89,149	105,591	111,638	99,397	100,325
Music	129,060	126,269	130,461	135,991	140,131
Web literature and Emoticon	47,681	53,753	60,669	71,264	73,909
Others	119,255	115,165	119,784	125,548	177,000
Operating Expenses	509,643	545,020	561,343	568,629	668,755
Labor Costs	102,602	109,973	107,933	110,926	136,399
Fringe Benefits	13,447	15,258	15,890	16,656	19,193
Depreciation	15,659	15,985	16,268	16,980	18,389
Rental Fees	9,236	10,210	11,069	13,108	13,012
Commissions	201,456	210,281	223,014	228,619	254,654
Advertising	36,057	47,941	45,311	36,274	54,538
Bad Debt Expenses	1,112	877	926	-452	1,853
Amortization	19,521	14,583	16,749	18,004	17,986
Content Fees	34,496	39,988	45,685	52,132	50,688
Ad Agency Fees	23,576	22,390	23,695	20,476	23,393
Event Fees	943	383	751	913	1,441
Cost of Goods	41,735	46,835	42,860	45,276	65,879
Miscellaneous	9,803	10,315	11,193	9,718	11,330
Operating Profit	35,042	10,402	27,590	30,664	4,298
Other Non-Operating Income	13,927	12,858	12,504	27,492	25,288
Other Non-Operating Expenses	59,557	14,205	13,415	24,616	36,167
Finance Income	58,234	14,559	35,388	18,429	31,066
Finance Costs	29,193	8,585	7,140	6,500	19,189
Income from Equity Inv., Net	17,509	22,151	2,093	2,769	-13,947
Profit before Income Tax Expenses	35,962	37,181	57,021	48,238	-8,652
Income Tax Expenses	17,758	22,531	34,527	40,854	19,943
Net Profit from Continued Oper.	18,204	14,649	22,494	7,384	-28,595
Net Profit	18,204	14,649	22,494	7,384	-28,595
Equity Holders of the Parent Co.	11,524	13,854	18,366	16,672	-2,747
Non-Controlling Interest	6,680	796	4,128	-9,287	-25,848

Consolidated Statements of Financial Position

(in million KRW)	2016.12.31	2017.12.31	2018.12.31
Current Assets	1,216,958	1,993,096	2,850,456
Cash and Cash Equivalents	641,644	1,116,793	1,247,826
S-T Financial Instruments	236,748	394,152	923,209
Accounts Receivable	173,853	179,238	193,237
Other Financial Assets	83,340	134,445	220,822
Other Current Assets	81,373	168,468	265,362
Non-Current Assets	4,267,159	4,356,332	5,077,647
Equity Method Investments	117,076	161,950	264,321
Tangible Assets	253,854	271,044	314,566
Intangible Assets	3,733,166	3,689,582	3,866,590
Other Non-current Assets	163,063	233,756	632,170
Total Assets	5,484,117	6,349,428	7,928,103
Liabilities	806,020	1,040,863	2,042,498
Trade and N-T Payables	263,130	280,380	455,341
Income Taxes Payable	30,944	115,123	74,361
Short-Term Debt	200,265	170,137	603,119
Other Current Liabilities	311,680	475,224	909,678
Non-Current Liabilities	975,153	800,745	312,045
Bonds	319,255	149,777	39,939
Bonds- CB/EB	476,122	471,031	-
Deferred Income Tax Liab.	142,919	139,502	169,155
Other Non-Current Liab.	36,857	40,435	102,950
Total Liabilities	1,781,173	1,841,609	2,354,542
Paid-in Capital	33,858	34,004	41,744
Capital Surplus	3,105,014	3,603,587	4,621,958
Capital Adjustments	-11,232	-6,026	-9,381
Accum. Other Compre. Income	920	-4,968	-5,685
Retained Earnings	303,952	402,542	446,293
Non-controlling Interests	270,432	478,681	478,632
Total Equity	3,702,944	4,507,820	5,573,561
Total Liabilities & Equity	5,484,117	6,349,428	7,928,103

Financial Statements (Kakao only)

Statements of Income					
(in million KRW)	4Q17	1Q18	2Q18	3Q18	4Q18
Revenues	250,273	244,578	252,523	291,778	385,046
Advertising	154,640	146,378	160,791	152,533	166,472
Content	52,963	49,759	43,939	88,860	163,378
Others	42,669	48,441	47,792	50,386	55,197
Operating Expenses	226,361	228,192	223,005	255,788	344,574
Labor Costs	52,271	54,844	51,112	54,168	72,547
Fringe Benefits	6,981	8,359	7,737	8,705	9,895
Depreciation	12,624	12,673	12,684	13,326	14,666
Rental Fees	2,164	2,420	2,440	2,960	2,887
Commissions	77,344	75,084	70,322	103,531	158,236
Advertising	9,863	5,850	2,677	6,511	11,860
Bad Debt Expenses	47	193	381	-852	887
Amortization	4,578	4,439	4,413	6,997	10,257
Content Fees	15,728	16,651	17,480	17,633	15,056
Ad Agency Fees	23,416	22,274	29,557	20,426	21,867
Event Fees	682	296	702	628	1,015
Cost of Goods	16,414	21,096	18,810	16,964	20,007
Miscellaneous	4,251	4,013	4,690	4,790	5,393
Operating Profit	23,911	16,386	29,518	35,990	40,472
Other Non-Operating Income	50	50,042	3,545	2,613	2,359
Other Non-Operating Expenses	64,892	4,973	7,317	3,192	26,873
Finance Income	4,549	17,829	39,812	5,791	14,289
Finance Costs	27,673	9,207	1,439	6,934	18,552
Profit before Income Tax Expenses	-64,054	70,077	64,120	34,268	11,696
Income Tax Expenses	7,267	16,693	19,806	40,820	14,510
Net Profit from Continued Oper.	-71,321	53,384	44,314	-6,552	-2,815
Net Profit	-71,321	53,384	44,314	-6,552	-2,815

Statements of Financial Position			
(in million KRW)	2016.12.31	2017.12.31	2018.12.31
Current Assets	511,067	632,508	1,261,480
Cash and Cash Equivalents	279,217	388,574	250,920
S-T Financial Instruments	37,190	14,834	601,712
Accounts Receivable	95,980	77,955	71,333
Other Current Assets	98,679	151,145	337,515
Non-Current Assets	4,318,230	4,324,369	4,938,853
Equity Method Investments	2,337,040	2,368,582	1,496,538
Tangible Assets	203,866	208,084	236,016
Intangible Assets	1,694,581	1,620,416	2,875,510
Other Non-current Assets	82,743	127,287	330,790
Total Assets	4,829,297	4,956,878	6,200,333
Liabilities	813,859	948,931	1,250,706
Trade and N-T Payables	174,592	163,318	404,760
Income Taxes Payable	7,168	81,507	59,204
Short-Term Debt	200,000	-	-
Other Current Liabilities	432,099	704,106	786,742
Non-Current Liabilities	640,280	450,237	200,183
Bonds	319,255	149,777	39,939
Bonds- CB/EB	248,928	243,197	-
Deferred Income Tax Liab.	43,266	28,992	125,743
Other Non-Current Liab.	28,830	28,271	34,501
Total Liabilities	1,454,139	1,399,168	1,450,889
Paid-in Capital	33,858	34,004	41,744
Capital Surplus	3,057,264	3,036,434	4,096,216
Capital Adjustments	-11,232	-6,026	35,547
Accum. Other Compre. Inc.	5,046	-4,472	-1,606
Retained Earnings	290,222	497,769	577,543
Total Equity	3,375,158	3,557,710	4,749,444
Total Liabilities & Equity	4,829,297	4,956,878	6,200,333

Thank you

